

MAIN 1



Med Plaza A

20

19

LABORATORY

EMERGENCY DEPARTMENT

C1

C2

D2

D1

H

CT LOUNGE

E

X-RAY RECEPTION

B

RADIOLOGY

G

ULTRASOUND

A2

A1

PARKVIEW PATIENT TOWER 1

F2

F1

ENDOSCOPY

MRI

LEXINGTON AVENUE ENTRANCE

MAIN 2



LEXINGTON AVENUE

PARKVIEW PATIENT TOWER 2 2ND FLOOR

 MAIN HOSPITAL



PRE/POST CATH
PROCEDURES

2J

 J2

 J1

VENDING
AREA

 K2

 K1

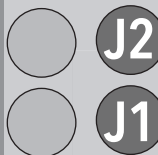
CARDIAC/VASCULAR
CATH LABS



PARKVIEW
PATIENT TOWER 2
5TH FLOOR

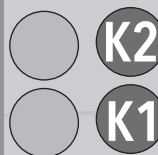
NEUROSCIENCE
UNIT

5J



SURGICAL CARE
UNIT

5K



MEDICAL PLAZAS A/B

MEDICAL PLAZAS A/B

MEDICAL PLAZA A/B

MEDICAL PLAZAS A/B

MEDICAL PLAZAS A/B

MEDICAL PLAZAS A/B

MEDICAL PLAZAS A/B

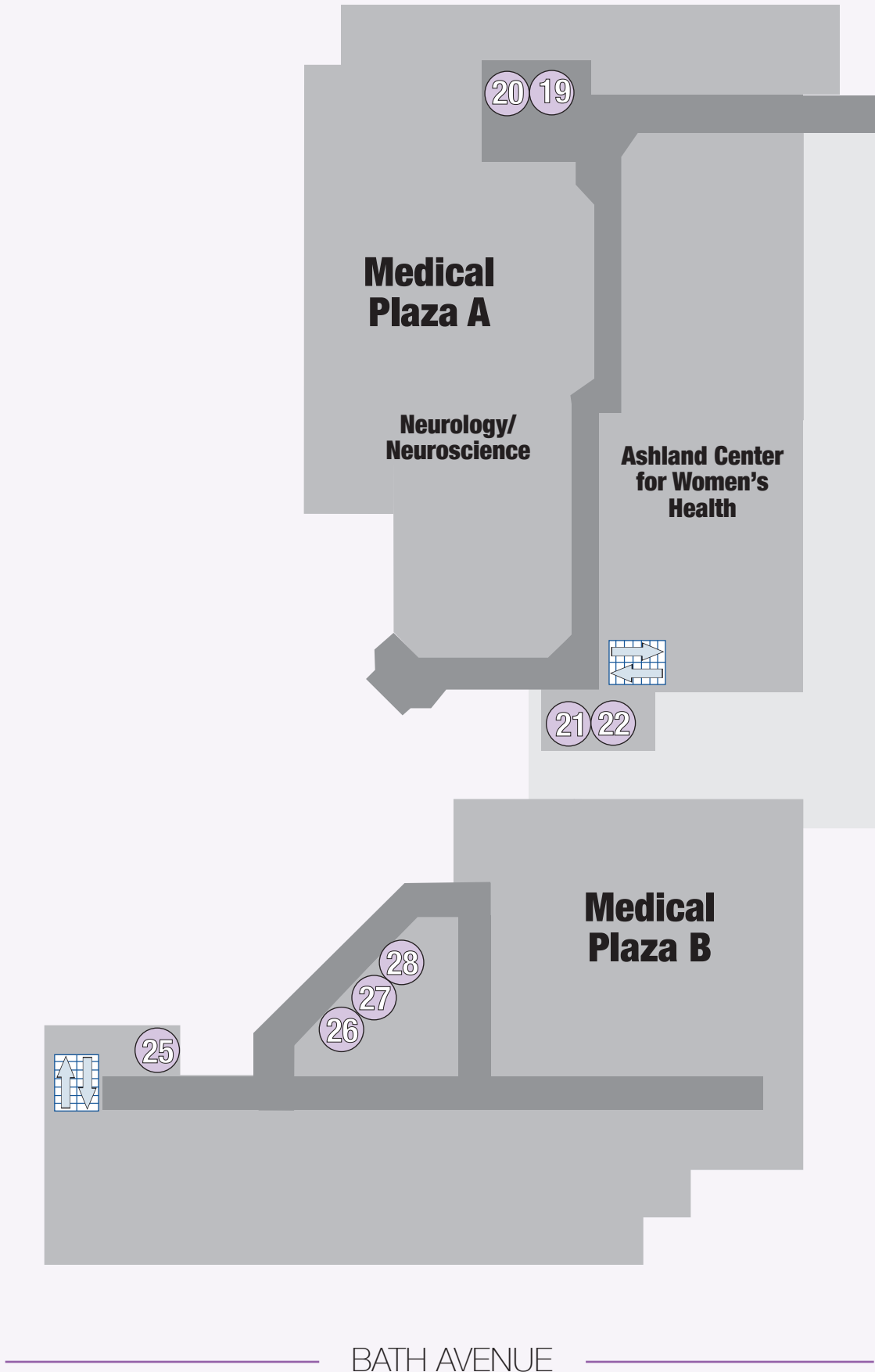
MEDICAL PLAZAS A/B

MEDICAL PLAZAS A/B

MEDICAL PLAZAS A/B

MEDICAL PLAZAS A/B

23RD STREET



BATH AVENUE

MEDICAL PLAZAS A/B

MEDICAL PLAZAS A/B

MEDICAL PLAZAS A/B